



# महाराष्ट्र राज्य खनिकर्म महामंडळ मर्यादित

(महाराष्ट्र शासनाचा अंगीकृत उपकम)

नोंदणीकृत कार्यालय : खनिकर्म भवन, प्लॉट क 7, अजनी चौक, वर्धा रोड, नागपूर-440015

पत्र क मराखम/कोळसा/20/529

दिनांक: 7 JUL 2020

प्रति,  
मा. प्रधान सचिव,  
उद्योग - ७,  
उद्योग उर्जा व कामगार विभाग,  
मंत्रालय, मुंबई ४०० ०३२.

विषय :- राज्य कियान्वयन यंत्रनेद्वारे राज्यात सूक्ष्म, लघु व मध्यम उद्योग घटकांना कोळसा वितरण संदर्भात तिमाही अहवाल माहे ऑक्टों ते डिसें २०१९.  
संदर्भ :- शासन निर्णय क. कोळसा-२०१४/प्र.क.२७५/उद्योग-७, मंत्रालय, मुंबई दिनांक १२ जुलै २०१६

महाराष्ट्र राज्याची कियान्वयन यंत्रणा म्हणून राज्यातील सूक्ष्म, लघु व मध्यम उद्योग घटकांना नवीन कोळसा वितरण धोरणांतर्गत महाराष्ट्र राज्य खनिकर्म महामंडळामार्फत कोळसा वितरणसंदर्भात करण्यात आलेल्या कार्यवाहीचा इंधन पुरवठा करार (Fuel Supply Agreement) च्या मुद्दा क. 4.4 नूसार schedule VI प्रमाणे माहे ऑक्टों २०१९ ते डिसें २०१९ या कालावधीचा अहवाल या पत्रासोबत आपल्या सुलभ माहितीकरीता पाठविण्यात येत आहे.

धन्यवाद



पी.वाय. टेभरे

महाव्यवस्थापक (संचलन)

महाराष्ट्र राज्य खनिकर्म महामंडळ मर्यादित,  
महाराष्ट्र राज्य खनिकर्म महामंडळ मर्यादित, नागपूर

सहपत्र :- उपरोक्तप्रमाणे

प्रत :- कक्ष अधिकारी, उद्योग ९, उद्योग उर्जा व कामगार विभाग,  
मंत्रालय, मुंबई ४०० ०३२ यांना माहितीस्तव

०/५




MAHARASHTRA STATE MINING CORPORATION LTD (COAL DIST.)

Khanikarm Bhavan, Plot No 7,

Ajni Chowk, Wardha Road,


Nagpur 440 015.

S. N.	Name of Units	District	FSA Qty./Yr	FSA Date	Oct-19		Nov-19		Dec-19	
					Allotted	Lifted	Allotted	Lifted	Allotted	Lifted
1	Abhay Nutrition Pvt. Ltd.	Jalna	9,948	21.08.2018	652	0	595	-	588	-
2	Abhideep Chemicals Pvt.	Chandrapur	4,200	20.08.2018	275	275	251	251	249	249
3	Aerocom Cusion Pvt. Ltd.	Nagpur	262	22.05.2019	18	-	16	16	16	-
4	Agrawal Industries	Akola	3,468	28.02.2019	244	244	208	208	205	-
5	Akash Bricks Industries	Nanded	175	22.05.2019	-	-	-	-	-	-
6	Amol Oils	Jalgaon	1,752	19.10.2018	-	-	-	-	-	-
7	Amrawati Metal Works	Amrawati	900	21.08.2018	59	-	54	54	53	-
8	Anantkripa Paper Products	Buldhana	3,600	21.08.2018	236	-	216	-	213	-
9	Apoorva Minerals	Nagpur	3,972	17.10.2018	200	200	337	337	235	-
10	Arham Corrugators	Wardha	480	09.10.2018	33	-	29	-	40	40
11	Arvind Pulse Mills	Nagpur	2,160	21.08.2018	-	-	-	-	-	-
12	Arya Minerals & Techno Products	Bhandara	4,908	23.10.2018	415	415	-	-	-	-
13	Arya Paper Products	Nagpur	4,000	05.03.2019	262	-	240	240	94	94
14	Asole Bricks	Nanded	175	22.05.2019	-	-	-	-	-	-
15	Astalaxmi Re-Rolling Jalna Pvt Ltd	Jalna	9,972	24.09.2018	417	417	596	-	590	-
16	Atul Polymer	Nagpur	3,960	23.01.2019	260	260	319	319	235	-
17	Aurangabad Alloys Pvt. Ltd.	Aurangabad	3,600	20.08.2018	236	-	216	-	213	-
18	B.G.Rubber	Aurangabad	2,300	29.12.2018	151	-	138	-	136	-
19	B.N.B. Bricks	Nanded	175	22.05.2019	-	-	-	-	-	-
20	B.R. Bricks	Nanded	175	22.05.2019	-	-	-	-	-	-
21	Baba Ramdeo Silky Rice Mill	Gondia	4,620	25.09.2018	303	-	277	-	274	-
22	Bagh Fruits	Nagpur	828	16.08.2018	54	-	50	-	49	-
23	Bajrang Kraft Board	Yeotmal	2,400	21.08.2018	157	157	144	-	142	142
24	Balaji Bricks	Nanded	175	22.05.2019	-	-	-	-	-	-
25	Balaji Products	Nanded	175	22.05.2019	-	-	-	-	-	-
26	Bhakti Extractions Pvt. Ltd.	Jalna	8,280	21.08.2018	543	543	496	-	491	0






S. N.	Name of Units	District	FSA Qty./Yr	FSA Date	Oct-19		Nov-19		Dec-19	
					Allotted	Lifted	Allotted	Lifted	Allotted	Lifted
27	Bhandara Zilha Dugdh Utpadak Sah. S	Bhandara	1,934	22.11.2018	127	-	116	-	115	0
28	Bharat Oil Industries	Akola	2,700	28.02.2019	177	-	190	190	150	150
29	Bhawana Engineering Ind.	Nagpur	1,416	16.08.2018	-	-	85	-	84	-
30	Bhene Bricks	Nanded	175	22.05.2019	-	-	-	-	-	-
31	Bhumi Cottex Industry Pvt. Ltd.	Jalna	8,412	27.09.2018	552	-	504	0	583	583
32	Bhuwaneshwar Refineries Pvt. Ltd.	Amrawati	4,000	21.08.2018	260	260	474	474	240	240
33	Biltube Industries	Kolhapur	9,972	18.08.2018	-	-	-	-	-	-
34	B'Kar Product	Nagpur	1,536	20.08.2018	50	50	92	92	91	91
35	Boro Criss	Nashik	4,200	21.08.2018	275	275	280	280	91	-
36	BSS Mines & Minerals Pvt. Ltd.	Nagpur	5,616	16.08.2018	472	472	588	588	468	468
37	Central India Veneer Ltd.	Nagpur	2,064	20.08.2018	-	-	50	50	122	-
38	Chakradhar Steams	Nagpur	5,760	16.08.2018	378	378	375	375	311	311
39	Chamundi Explosives Pvt. Ltd.	Nagpur	192	21.08.2018	14	-	14	-	14	0
40	Chawan Tile & Pipe Industries	Chandrapur	720	10.08.2018	34	34	30	30	60	60
41	Chlorina Organic Industries	Bhandara	1,512	28.12.2018	-	-	-	-	90	-
42	Clean Science and Technolgy Pvt Ltd	Pune	9,960	30.07.2019	655	-	595	-	589	-
43	Clean Science and Technolgy Pvt Ltd	Pune	9,912	30.07.2019	650	-	592	-	586	-
44	D. N. Industries	Nagpur	1,680	09.08.2019	110	110	101	101	100	-
45	D. P. Ispat Pvt. Ltd	Nagpur	2,400	23.01.2019	157	-	144	-	142	-
46	Dayal Energy & Proteins Pvt. Ltd.	Akola	9,912	13.08.2018	650	650	315	315	227	227
47	Dayalu Dall and Oil Mill	Nagpur	2,280	01.10.2018	150	150	137	137	135	-
48	Delight Chemicals Pvt.Ld.	Yeotmal	7,260	25.10.2018	476	-	220	220	430	-
49	Digganath Steel Industries & Engg Wor	Nagpur	7,200	24.01.2019	-	-	431	-	427	-
50	Divyansh Steel Pvt. Ltd.	Nagpur	8,700	16.08.2018	571	-	336	336	515	-
51	Diwanka Energy Pvt. Ltd.	Nagpur	1,500	22.10.2019	98	-	90	90	89	89
52	Dlite Blocks Pvt. Ltd	Jalgaon	8,040	18.12.2018	250	250	483	483	476	-
53	Drron Chemical Industries Pvt. Ltd.	Bhandara	9,132	16.10.2018	599	-	547	-	540	-
54	Ellora Paper Mills Ltd	Bhandara	9,600	29.09.2018	630	-	550	550	568	-
55	Eshan Minerals Pvt. Ltd.	Yeotmal	9,900	16.08.2018	400	400	464	464	1028	1028
56	Fakir Bricks	Nanded	175	22.05.2019	-	-	-	-	-	-






S. N.	Name of Units	District	FSA Qty./Yr	FSA Date	Oct-19		Nov-19		Dec-19	
					Allotted	Lifted	Allotted	Lifted	Allotted	Lifted
57	Farook Lime	Yeotmal	3,818	18.08.2018	275	275	150	150	276	276
58	G.K.B. Bricks	Nanded	175	22.05.2019	-	-	-	-	-	-
59	G.P.C. Bricks	Nanded	175	22.05.2019	-	-	-	-	-	-
60	Gajanan Bricks	Nanded	175	22.05.2019	-	-	-	-	-	-
61	Gajkeshari Steel	Jalna	9,360	21.08.2018	-	-	-	-	-	-
62	Ganesh Udyog	Nanded	175	22.05.2019	-	-	-	-	-	-
63	Ganpati Alkalies & Chemicals Pvt. Ltd	Bhandara	7,200	10.08.2018	325	325	188	188	487	487
64	Gaurav Industries	Nagpur	720	16.08.2018	47	-	43	-	43	-
65	Gauri Agrotech Products Pvt Ltd	Jalna	7,200	20.08.2018	472	-	431	-	200	200
66	Gayatri Paper Mill	Jalgaon	2,184	19.12.2018	-	-	-	-	-	-
67	Geeta Refinery Private Limited	Jalna	9,120	21.08.2018	430	430	546	-	539	-
68	Gima Manufacturing Pvt. Ltd.	Chandrapur	1,320	10.08.2018	60	60	127	127	135	135
69	Gima Tex Industries Ltd.	Wardha	1,152	10.08.2018	76	76	69	69	168	168
70	Ginni Agro Industries	Gondia	4,212	25.09.2018	-	-	352	352	250	250
71	Girsons Rubber Industries	Nagpur	2,400	20.08.2018	157	25	87	87	105	105
72	Godavari Pulp & Paper Mills	Nashik	9,972	16.08.2018	400	400	292	292	400	400
73	Good Earth Agro Chem Pvt. Ltd.(NGP)	Nagpur	6,240	16.08.2018	517	517	520	520	890	890
74	Good Earth Agro Chem Pvt. Ltd.(SAO)	Nagpur	6,000	23.01.2019	575	575	574	574	1000	1000
75	Gopal Bricks Industries	Nagpur	1,680	22.11.2018	110	110	210	210	149	149
76	Gopal Bricks Manufacturer	Nagpur	2,400	22.11.2018	157	157	300	300	213	213
77	Gopal Vita Company	Nagpur	2,424	22.11.2018	159	159	303	303	215	215
78	Gramodaya Sangh	Chandrapur	153	10.08.2018	-	-	26	26	13	13
79	Green Valley Food Processors Pvt. Ltd	Satara	4,200	30.08.2018	275	-	151	151	249	-
80	Gujrat Ambuja	Akola	9,876	10.08.2018	1,850	1,850	590	590	584	584
81	Hardoli Paper Mills	Nagpur	9,600	10.08.2018	800	800	584	584	665	665
82	Hari Sharnam Tradelinks Pvt. Ltd.	Aurangabad	750	18.08.2018	49	-	45	-	44	-
83	Harison Agrotech, Butibori	Nagpur	1,248	06.09.2018	82	82	75	75	74	74
84	Harisons Chemical Corporation	Nagpur	1,632	16.08.2018	107	107	98	98	97	97
85	Haseeb Pharmaceuticals Pvt. Ltd.	Nagpur	6,000	24.09.2019	394	-	359	-	356	-
86	Healthy Refineries Pvt. Ltd.	Amrawati	3,600	21.08.2018	234	234	216	-	124	124





S. N.	Name of Units	District	FSA Qty./Yr	FSA Date	Oct-19		Nov-19		Dec-19	
					Allotted	Lifted	Allotted	Lifted	Allotted	Lifted
87	Hind Steel	Nagpur	3,624	10.08.2018	238	-	217	217	300	300
88	Hindustan Composite Limited	Bhandara	3,240	18.08.2018	207	207	270	270	270	270
89	Hira Food Product	Nagpur	3,720	16.08.2018	244	-	223	223	220	0
90	Hitendra Lime Products	Yeotmal	2,520	10.08.2018	100	100	151	151	149	149
91	Indapur Dairy & Milk Products Ltd.	Pune	9,996	25.07.2019	657	-	598	-	591	-
92	Indigo Denim Pvt. Ltd.	Nagpur	9,816	18.08.2018	644	-	587	587	581	581
93	Indus Paper Board Ltd.(Origami Cellu	Nagpur	9,912	10.08.2018	686	686	382	382	760	760
94	Innovation Industries Pvt.Ltd.	Amrawati	6,000	22.10.2018	200	200	215	215	332	332
95	Ishwar Pulp and Paper Mill	Jalgaon	9,804	19.12.2018	643	-	660	660	480	480
96	J. C. Parabolng Industries	Gondia	3,492	10.08.2018	229	229	255	255	207	207
97	J. K. Industries	Osmanabad	3,500	21.08.2018	119	119	210	210	150	150
98	Jain Enterprises	Yeotmal	3,612	21.08.2018	-	-	205	205	164	164
99	Jalaram Feeds	Nagpur	1,584	16.08.2018	50	50	50	50	94	-
100	Jalaram Vetcare Industries	Nagpur	1,080	16.08.2018	35	35	-	-	-	-
101	Jalna Siddhi Vinayak Alloys Pvt. Ltd.	Jalna	9,708	28.08.2018	-	-	-	-	-	-
102	Janaki Udyog	Nanded	175	22.05.2019	-	-	-	-	-	-
103	K. B. Board Mills	Wardha	8,640	16.08.2018	789	789	790	790	795	795
104	K. S. Steel Ind.	Nagpur	2,028	20.08.2018	133	-	121	-	120	-
105	K.M. Refineries & Infraspac Pvt. Ltd	Amrawati	3,900	29.01.2019	256	-	234	-	231	-
106	Kalavati Foundry	Nagpur	2,460	16.08.2018	161	161	97	97	146	-
107	Kaluram Food Products Limited	Akola	4,200	21.08.2018	344	344	480	480	249	-
108	Kamal Bricks	Nanded	175	22.05.2019	-	-	-	-	-	-
109	Kasat Bricks	Jalgaon	832	21.01.2019	-	-	75	-	74	-
110	Katariya Agro Pvt.Ltd.	Nagpur	3,528	24.10.2018	315	315	294	294	300	300
111	Kay Power and Paper Ltd.	Satara	5,256	07.01.2019	139	139	315	-	311	-
112	Kaygaon Paper Mills Ltd	Aurangabad	9,972	14.08.2018	755	755	1142	1142	1209	1209
113	Kranti Milk Processing Co-Op. Soc. L	Sangli	2,496	30.08.2018	164	-	149	149	148	-
114	Lasenor India Ltd.	Nagpur	6,144	10.08.2018	593	593	674	674	364	-
115	Laxmi Bricks	Nanded	175	22.05.2019	-	-	368	-	-	-
116	Laxmi Govind Paper & Pulp Mill Pvt.	Nagpur	3,960	10.08.2018	391	391	357	357	453	453






S. N.	Name of Units	District	FSA Qty./Yr	FSA Date	Oct-19		Nov-19		Dec-19	
					Allotted	Lifted	Allotted	Lifted	Allotted	Lifted
117	Laxmi Steams	Nagpur	4,200	22.11.2018	275	-	251	251	249	-
118	Lilasons Industries Ltd	Aurangabad	5,400	28.09.2018	354	-	180	180	320	-
119	Madhav Bricks	Nanded	175	22.05.2019	-	-	-	-	-	-
120	Mahalaxmi Dhatu Udyog Pvt. Ltd.	Nagpur	2,400	10.08.2018	314	-	129	129	284	-
121	Mahalaxmi TMT Pvt. Ltd.	Wardha	9,912	16.08.2018	579	579	651	651	1036	1036
122	Maharashtra Carbon Ltd.	Chandrapur	1,380	10.08.2018	61	61	115	115	115	115
123	Mahavir Minerals	Bhandara	4,200	23.10.2018	236	-	390	390	213	-
124	Maheshwari Solvent Extraction Ltd	Gondia	7,200	24.12.2018	-	-	231	231	427	-
125	Manoj Udyog	Nanded	175	22.05.2019	-	-	-	-	-	-
126	Mathura Extraction	Parbhani	4,200	21.08.2018	275	-	328	328	249	-
127	Mathuradash Bardiya	Yeotmal	7,368	20.08.2018	-	-	140	140	325	325
128	Matrix Fines Pvt. Ltd.	Aurangabad	2,400	21.08.2018	166	166	190	190	200	200
129	Mauli Food Products	Aurangabad	2,200	29.09.2018	144	-	132	-	130	-
130	Mauli Metal Industries Pvt. Ltd.	Aurangabad	4,200	19.12.2018	201	201	242	242	249	-
131	Mauli Metals Industries Pvt. Ltd.	Osmanabad	4,200	20.08.2018	275	275	251	251	249	-
132	Megataj Agrovvet Pvt. Ltd.	Nagpur	4,100	16.08.2018	269	-	342	342	353	353
133	Micromesh Minerals & Metals	Nagpur	4,200	16.08.2018	275	-	251	-	249	-
134	Mira Udyog	Nanded	175	22.05.2019	-	-	-	-	-	-
135	MKB Foods Pvt. Ltd.	Nagpur	4,440	26.11.2018	-	-	250	250	263	-
136	Mohanlal Shankarlal Agro Food	Nagpur	3,960	16.08.2018	260	260	275	275	235	235
137	N.B.Laboratories Pvt.Ltd	Nagpur	624	29.09.2018	41	41	37	37	52	52
138	Nagardhan Agro Industries Pvt. Ltd	Nagpur	6,000	05.08.2019	225	225	359	359	356	-
139	Nagpur Ceramics	Nagpur	4,560	16.08.2018	215	215	100	100	270	-
140	Nagpur Dall Millers Cluster Pvt. Ltd	Nagpur	6,000	07.08.2019	394	394	359	359	356	-
141	Nagpur Foundries Ltd.	Nagpur	3,840	07.08.2019	410	410	428	428	228	-
142	Nakoda Group Ltd.	Nagpur	4,320	10.08.2018	-	-	361	361	256	-
143	Narmada Solvex Pvt. Ltd.	Washim	4,200	21.08.2018	344	344	480	480	249	-
144	Navkar Paper Mills	Buldhana	3,400	27.03.2019	223	-	203	203	201	201
145	Nice Papers Limited	Nagpur	5,040	10.08.2018	635	-	334	334	333	333
146	Nifty Chemical	Nagpur	6,444	10.08.2018	451	451	525	525	382	382

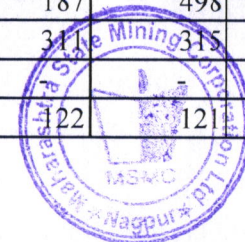


S. N.	Name of Units	District	FSA Qty./Yr	FSA Date	Oct-19		Nov-19		Dec-19	
					Allotted	Lifted	Allotted	Lifted	Allotted	Lifted
147	Nilons Enterprises Pvt. Ltd.	Jalgaon	3,744	21.08.2018	-	-	-	-	-	-
148	Niraj Food Products	Nagpur	750	07.08.2019	49	49	45	45	44	-
149	Omsairam Steel Alloys	Jalna	9,996	20.08.2018	657	-	598	0	591	-
150	Orange city steel	Nagpur	8,400	18.08.2018	678	678	636	636	498	-
151	Palak Ferro Alloys	Nagpur	3,744	18.08.2018	-	-	150	150	253	253
152	Palay Bricks	Nanded	175	22.05.2019	-	-	-	-	-	-
153	Pankaj Oil Mill	Amrawati	2,496	22.05.2019	104	104	151	-	148	-
154	Parshuram Forge Pvt. Ltd.	Nagpur	4,368	21.08.2018	286	-	262	-	259	-
155	Piyush Food Products	Akola	2,880	28.02.2019	-	-	-	-	-	-
156	Poddar Lime Products	Yeotmal	6,000	10.08.2018	394	394	359	359	356	-
157	Potdar Chemicals Industries Pvt. Ltd.	Sangli	9,984	21.08.2018	461	461	468	468	591	-
158	Prakash Chemical	Yeotmal	4,104	18.08.2018	143	143	173	173	175	175
159	Priti & Prashant Ind	Chandrapur	1,800	10.08.2018	81	81	150	150	150	150
160	R. C. Corrupack Pvt. Ltd.	Nagpur	3,600	10.08.2018	236	-	216	-	213	-
161	Raghav Minerals	Nagpur	3,600	10.08.2018	236	-	268	268	50	50
162	Rajaram Steel Industries Pvt. Ltd	Nagpur	7,008	23.01.2019	584	584	601	601	900	900
163	Rajlaxmi Agrotech India Pvt Ltd	Jalna	4,200	05.09.2018	275	-	251	-	100	100
164	Ramdevbaba Solvents Pvt. Ltd.	Chandrapur	9,600	18.09.2018	-	-	575	-	566	-
165	Ramson Ispat Ltd.	Nagpur	2,808	16.08.2018	234	234	238	238	234	234
166	Ramsons Castings Pvt.Ltd.	Nagpur	3,744	24.10.2018	310	310	333	333	723	723
167	Ramsons Industries Ltd.	Nagpur	5,916	16.08.2018	493	493	493	493	493	493
168	Ramsons Refractories Pvt. Ltd.	Nagpur	3,000	16.08.2018	246	246	258	258	250	250
169	Ran Chemicals Pvt. Ltd.	Nagpur	2,652	31.08.2018	280	280	300	300	250	250
170	Ranjana Industries	Gondia	3,204	30.08.2018	100	100	200	200	138	138
171	Real Dairy Industries Pvt. Ltd.	Pune	4,200	29.09.2018	275	-	251	-	249	-
172	Roshan Lime	Yeotmal	4,608	10.08.2018	252	252	276	276	273	273
173	Ruchi Enterprises	Amrawati	2,712	22.05.2019	100	100	162	-	161	-
174	S. S. Industries	Gondia	4,032	10.08.2018	264	264	250	250	239	239
175	S.B. Bricks	Nanded	175	22.05.2019	-	-	-	-	-	-
176	S.K.G Refineries Ltd	Nagpur	1,716	29.09.2018	-	-	103	-	102	-





S. N.	Name of Units	District	FSA Qty./Yr	FSA Date	Oct-19		Nov-19		Dec-19	
					Allotted	Lifted	Allotted	Lifted	Allotted	Lifted
177	Sai Baba Solvent Industries LLP	Nagpur	8,892	23.01.2019	583	583	532	532	390	390
178	Sai Bricks	Nanded	175	22.05.2019	-	-	-	-	-	-
179	Sanghavi Food Pvt. Ltd.	Jalgaon	4,200	21.08.2018	-	-	-	-	-	-
180	Sanjay Bricks	Nanded	175	22.05.2019	-	-	-	-	-	-
181	Sanjay Lime Works	Yeotmal	7,368	18.08.2018	483	483	275	275	270	270
182	Santkrupa Milk & Milk Products	Satara	2,496	22.11.2018	99	99	149	-	148	-
183	Santosh Bricks	Nanded	175	22.05.2019	-	-	-	-	-	-
184	Saraswasti Pulses	Nagpur	1,200	14.09.2018	79	79	72	72	71	-
185	Sarda Industries	Nagpur	5,328	10.08.2018	-	-	319	0	316	-
186	Sark Chemicals	Aurangabad	2,400	20.08.2018	158	158	144	144	145	145
187	Shah Solvex	Gondia	8,892	10.08.2018	583	-	532	532	527	-
188	Sharda Auto Industries Ltd.	Nagpur	2,400	21.08.2018	319	-	291	291	288	288
189	Sharda Ispat Ltd	Nagpur	4,200	23.01.2019	275	-	252	252	249	249
190	Shetkari Solvent (I) Limited	Wardha	9,360	21.08.2018	833	833	361	361	731	731
191	Shiv Shakti Re-Rolling Mills Pvt. Ltd.	Jalna	4,200	19.12.2018	275	-	251	-	249	-
192	Shiva Biochem Industries	Amrawati	3,000	21.08.2018	197	-	-	-	178	-
193	Shiva Parvati Poultry Feed Pvt. Ltd.	Hingoli	9,360	26.11.2018	60	60	108	108	554	-
194	Shiva Rubber	Amrawati	624	25.10.2018	-	-	-	-	-	-
195	Shivam Nitrate Private Limited	Nagpur	3,852	21.08.2018	321	321	321	321	328	328
196	Shree Arihant ispat Pvt. Ltd.	Nagpur	5,400	23.01.2019	-	-	143	143	320	0
197	Shree Bricks Industries	Nagpur	1,680	22.11.2018	110	110	210	210	149	149
198	Shree Ganesh & Company	Nagpur	4,152	23.01.2019	272	-	249	249	190	190
199	Shree Minerals & Chemicals	Bhandara	4,200	20.08.2018	275	-	357	357	249	-
200	Shree Somnath Paper Mills Pvt.Ltd.	Kolhapur	4,680	23.10.2018	307	-	280	-	277	-
201	Shree Vyankateshwara Glass Ltd.	Nagpur	7,368	10.08.2018	483	-	441	-	437	-
202	Shreenath Fine Chem (I) Pvt. Ltd.	Nagpur	4,200	18.08.2018	-	-	187	187	498	498
203	Shreyans Packaging	Wardha	5,316	16.08.2018	503	503	311	311	315	315
204	Shri Bhusari Lime Works	Yavatmal	1,200	19.12.2018	-	-	-	-	-	-
205	Shri Dayalu Dall Mill	Nagpur	2,040	01.10.2018	134	134	122	122	121	-





S. N.	Name of Units	District	FSA Qty./Yr	FSA Date	Oct-19		Nov-19		Dec-19	
					Allotted	Lifted	Allotted	Lifted	Allotted	Lifted
206	Shri Sai Minerals	Bhandara	3,804	16.10.2018	249	-	228	0	225	-
207	Shri Sai Steam Rice Mill.	Nagpur	2,400	03.08.2019	400	400	200	200	200	200
208	Shri Salasar Agro Processors UNIT 2	Nagpur	9,600	23.01.2019	250	250	575	575	325	325
209	Shrinivasa Farms Private Limited	Yeotmal	9,000	24.10.2018	590	590	539	539	532	-
210	Shriram Trading & Manufacturing Co.	Kolhapur	5,304	17.10.2018	348	-	441	441	314	-
211	Shyamkala Agro Process Ltd.	Bhandara	5,616	10.08.2018	379	379	336	336	332	332
212	Sidhvinayak Chemical	Yeotmal	4,104	16.08.2018	130	130	146	146	150	150
213	Smruthi Organics Ltd.	Yeotmal	6,480	26.04.2019	1,080	1,080	540	540	540	540
214	Sokhi Ispat Private Limited	Nagpur	4,200	21.08.2018	-	-	-	-	-	-
215	Sona Food Products	Nagpur	3,324	23.01.2019	218	218	199	199	197	197
216	Sourabh Dall Industries	Nagpur	3,600	10.08.2018	236	-	-	-	-	-
217	Sree Sidhrameswara Agro Ind.	Nanded	8,520	20.08.2018	710	710	710	710	710	710
218	SRJ Peety Steels Pvt.Ltd.	Jalna	9,888	23.10.2018	-	-	-	-	-	-
219	Subhash Udyog	Nanded	175	22.05.2019	-	-	-	-	-	-
220	Sudarshan Paper & Products	Jalgaon	9,684	21.08.2018	-	-	-	-	-	-
221	Sulabh Industries	Nagpur	3,600	10.08.2018	236	-	-	-	-	-
222	Sunflame Fuels Pvt. Ltd.	Nagpur	4,200	10.08.2018	344	-	370	370	311	-
223	Sunshine Kraft	Jalgaon	2,184	19.12.2018	-	-	-	-	-	-
224	Supreme Bituchem India Pvt. Ltd.	Nagpur	3,780	21.08.2018	248	-	226	-	150	150
225	Supreme Refractories & Products Pvt.	Nagpur	4,032	16.08.2018	253	253	241	-	239	-
226	Swaraj Agro Industries	Satara	4,140	21.08.2018	-	-	0	-	-	-
227	Swaraj India Industries Ltd.	Satara	4,080	21.08.2018	268	-	244	-	242	-
228	Swastik Lime Factory	Yeotmal	4,320	10.08.2018	40	40	130	130	259	259
229	Swastik Mineral & Lime Industries	Yeotmal	2,448	10.08.2018	140	140	147	147	145	145
230	Swastik Petrochem India Pvt.Ltd	Nagpur	4,200	29.09.2018	254	254	155	155	235	-
231	Tania Industries Pvt. Ltd.	Nagpur	9,600	22.11.2018	604	604	675	675	480	480
232	Tanmay Polyfilms Pvt. Ltd.	Jalna	3,240	21.08.2018	212	-	194	-	192	-
233	Tapadia Polysters Pvt. Ltd.	Nagpur	2,160	10.08.2018	142	142	129	129	228	228
234	Tirupati Industries	Nanded	3,744	23.10.2018	246	-	224	-	222	-





S. N.	Name of Units	District	FSA Qty./Yr	FSA Date	Oct-19		Nov-19		Dec-19	
					Allotted	Lifted	Allotted	Lifted	Allotted	Lifted
235	Trimurti Feeds	Nagpur	2,616	16.08.2018	218	218	180	180	155	-
236	Triveni Wires Pvt. Ltd.(Butibori)	Nagpur	3,600	04.09.2018	113	113	100	100	130	130
237	Triveni Wires Pvt. Ltd.(Higna)	Nagpur	2,880	20.08.2018	113	113	125	125	110	110
238	Ujjwal Ispat Pvt. Ltd.	Nagpur	3,276	10.08.2018	215	-	100	100	194	-
239	Umesh Boards	Aurangabad	2,700	21.08.2018	177	-	237	237	160	-
240	Utkarsh Paper & Board	Nagpur	4,104	21.08.2018	269	-	417	417	243	-
241	Vaishali Agro Soya Product	Latur	9,000	16.08.2018	311	311	554	554	693	693
242	Vaishali Foundry Works	Nagpur	2,400	16.08.2018	157	157	144	144	142	-
243	Vaishanau Feeds	Amrawati	3,120	29.09.2018	205	-	187	-	185	-
244	Vaishnavi Rolling Mill Pvt Ltd	Nagpur	3,600	23.01.2019	236	-	216	-	213	-
245	Varun Agro Processing Foods Pvt Ltd	Nashik	4,200	15.09.2018	275	275	321	321	249	249
246	Vedsidha Products Pvt. Ltd.	Nagpur	9,768	10.08.2018	461	461	384	384	100	100
247	Vee Kay Oil Pvt.	Buldhana	2,856	10.08.2018	187	187	171	-	169	-
248	Venkatesh Refineries Pvt. Ltd.	Jalgaon	6,948	21.08.2018	145	145	236	236	161	161
249	Venus Rolling Mills	Nagpur	4,200	10.08.2018	-	-	-	-	-	-
250	Vidya Minerals & Processors	Gondia	4,512	20.08.2018	296	-	379	379	267	-
251	Y.M. Bricks	Nanded	175	22.05.2019	-	-	-	-	-	-
252	Yash Forgings Pvt. Ltd.	Nagpur	2,880	10.08.2018	64	64	120	120	200	200
253	Yash Paper Mill	Akola	2,628	15.10.2018	172	-	157	-	156	-
254	Styrotech Industries	Pune	600	30.07.2019	39	-	36	-	36	-
255	Pooja Dall Udyog	Nagpur	1,440	03.08.2019	94	94	86	86	85	85
256	Paras Industries	Nagpur	1,200	03.08.2019	79	-	72	72	71	-
257	Shah Agri Impex Pvt. Ltd.	Nagpur	3,300	07.08.2019	216	216	194	194	196	-
258	Vijay Foundry Works	Nagpur	2,376	07.08.2019	156	156	90	90	141	-
259	Kanav Agronomy	Nagpur	2,400	22.08.2019	157	-	216	216	135	135
260	Vasudeo Agro Industries	Nagpur	3,600	07.08.2019	-	-	-	-	-	-
261	Ramdeobaba Foods	Nagpur	1,440	07.08.2019	52	-	47	-	47	-
262	Dinshaw's Dairy Foods Pvt. Ltd.	Nagpur	6,000	28.08.2019	394	-	359	359	356	-
263	Shree Tridev Products.	Nagpur	240	30.08.2019	-	-	-	-	-	-

